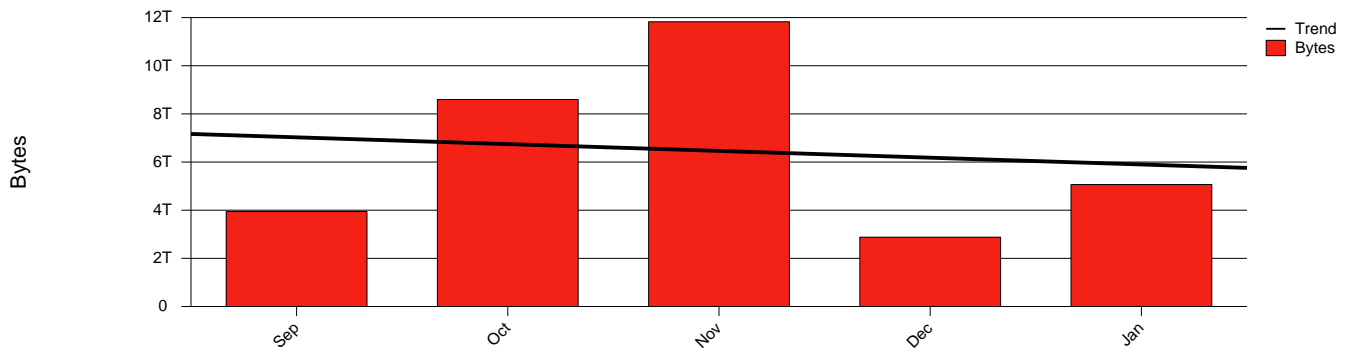
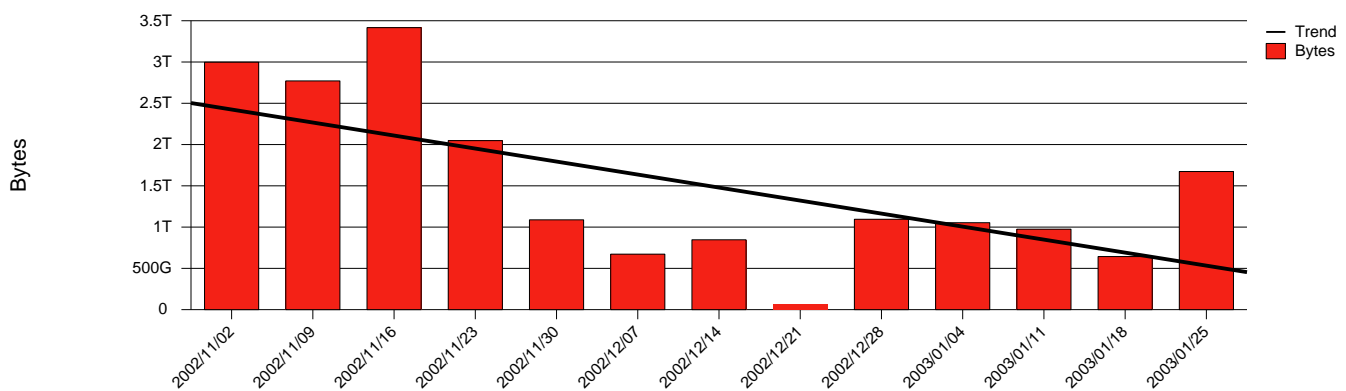


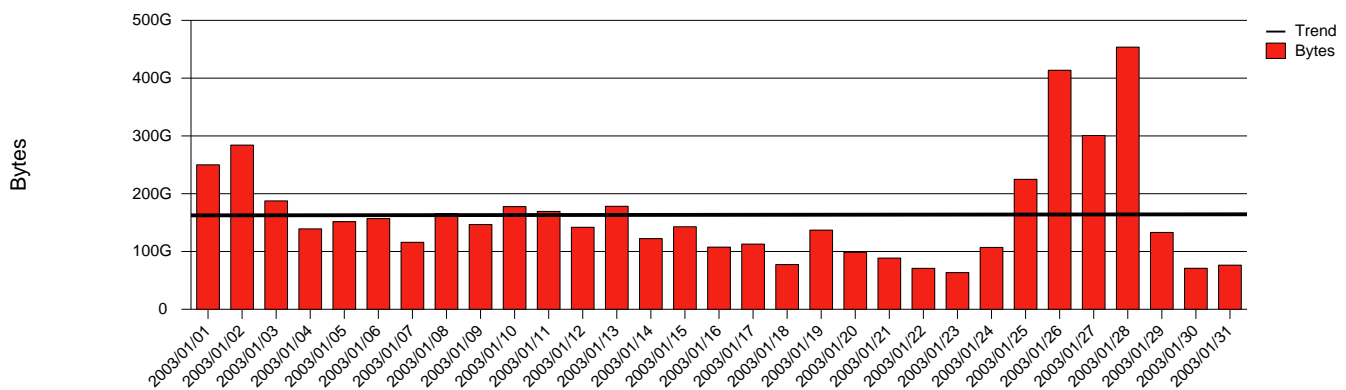
### Total Network Volume by Month



### Total Network Volume by Week



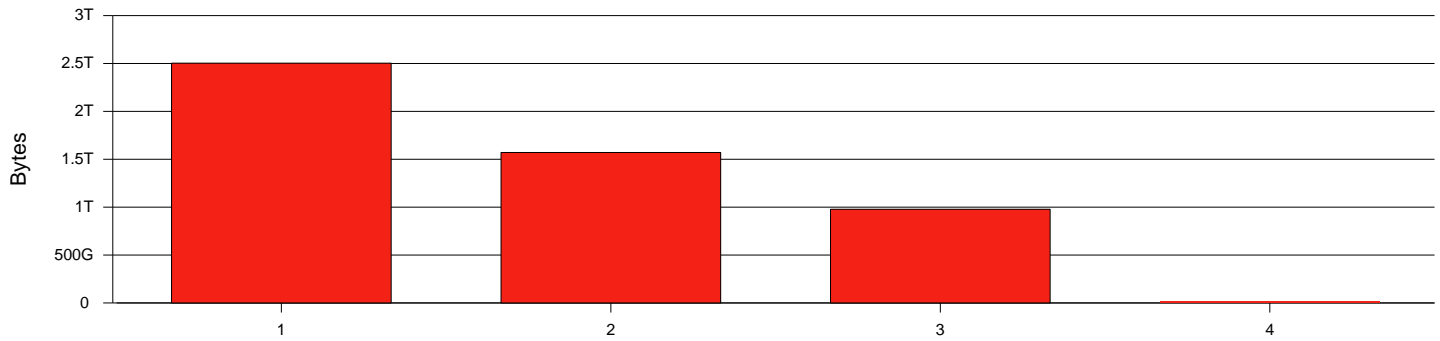
### Total Network Volume by Day



### Situations to Watch

Rank	Element Name	Variable	Threshold	Monthly Average		Days to (from)
			Value	Actual	Predicted	Threshold
1	mah1-SRP(In)	Errors (% Frames)	5.000	0.000	13.869	(79)
2	mah2-SRP(In)	Errors (% Frames)	5.000	4.283	14.074	(74)
3	mah1-SRP(In)	Volume (Bandwidth %)	80.000	0.191	0.208	Decreasing
4	mah1-SRP(Out)	Volume (Bandwidth %)	80.000	0.119	0.117	Decreasing
5	mah2-SRP(In)	Volume (Bandwidth %)	80.000	0.002	0.000	Decreasing
6	mah2-SRP(Out)	Volume (Bandwidth %)	80.000	0.305	0.221	Decreasing

### Volume Leaders



### Volume Leaders in Bytes

Rank	Prior Rank	Element Name	Speed	Volume		Bandwidth		Health Index	
				Bytes	vs Baseline	Avg	Peak	Avg	Peak
1	1	mah2-SRP(Out)	2.5 Gbs	2.5 T	7.2%	0.3%	4.0%	0.0	0.0
2	2	mah1-SRP(In)	2.5 Gbs	1.6 T	-12.1%	0.2%	17.4%	0.0	0.0
3	3	mah1-SRP(Out)	2.5 Gbs	978.3 G	-57.7%	0.1%	3.9%	0.0	0.0
4	4	mah2-SRP(In)	2.5 Gbs	13.9 G	-54.6%	0.0%	0.8%	0.9	8.0

### Health Index Leaders

Rank	Prior Rank	Element Name	Contributor	Health Index		Bandwidth	
				Avg	Peak	Avg	Peak
1	1	mah2-SRP(In)	Errors	0.9	8.0	0.0%	0.8%

### Volume Change Leaders

Rank	Prior Rank	Element Name	Volume	
			Bytes	vs Baseline
1	2	mah1-SRP(Out)	978.3 G	-57.7%
2	3	mah2-SRP(In)	13.9 G	-54.6%
3	1	mah1-SRP(In)	1.6 T	-12.1%
4	4	mah2-SRP(Out)	2.5 T	7.2%

### Health Index Change Leaders

Rank	Prior Rank	Element Name	Health Index		
			Avg	Prior	Change
1	1	mah2-SRP(In)	0.90	1.79	-0.89
2	2	mah1-SRP(In)	0.00	0.32	-0.32