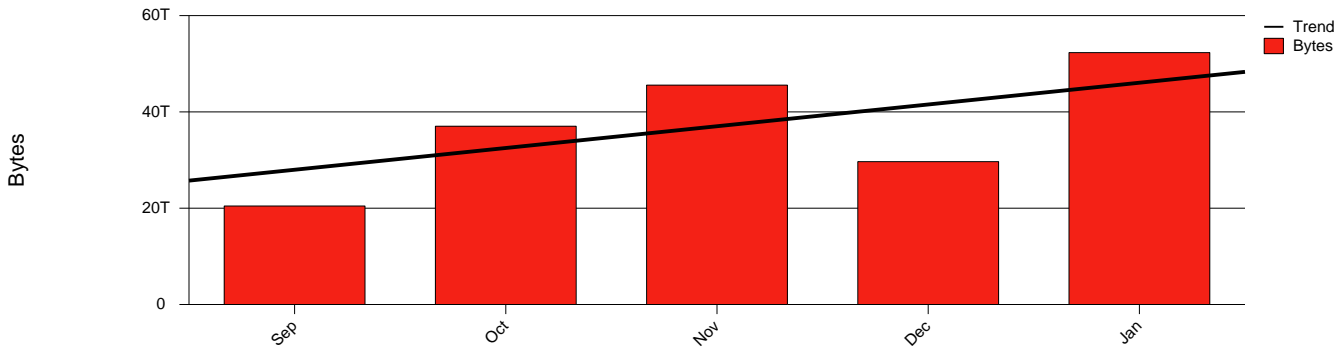
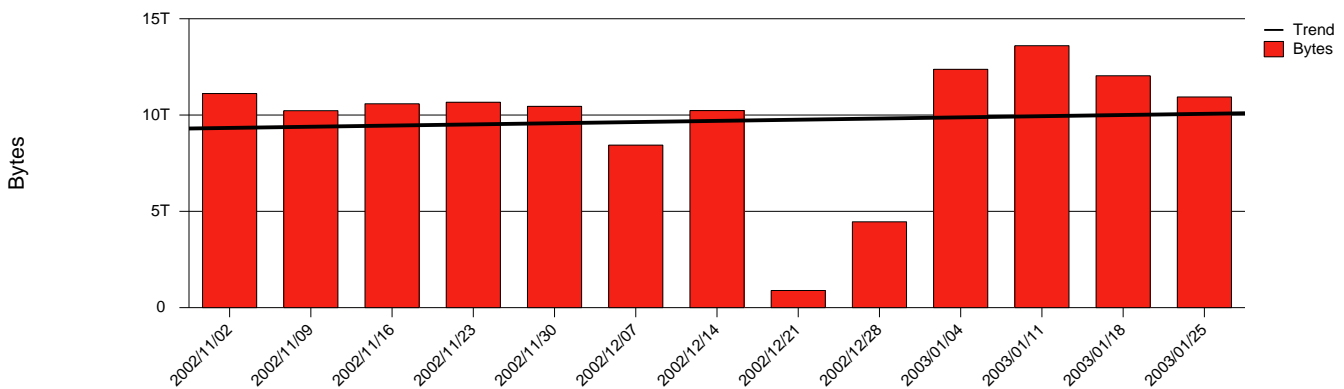


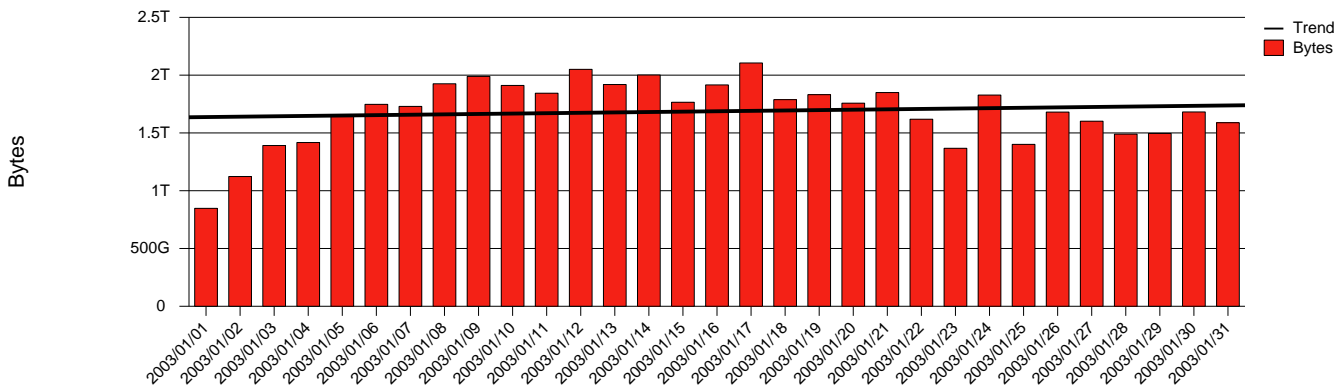
Total Network Volume by Month



Total Network Volume by Week



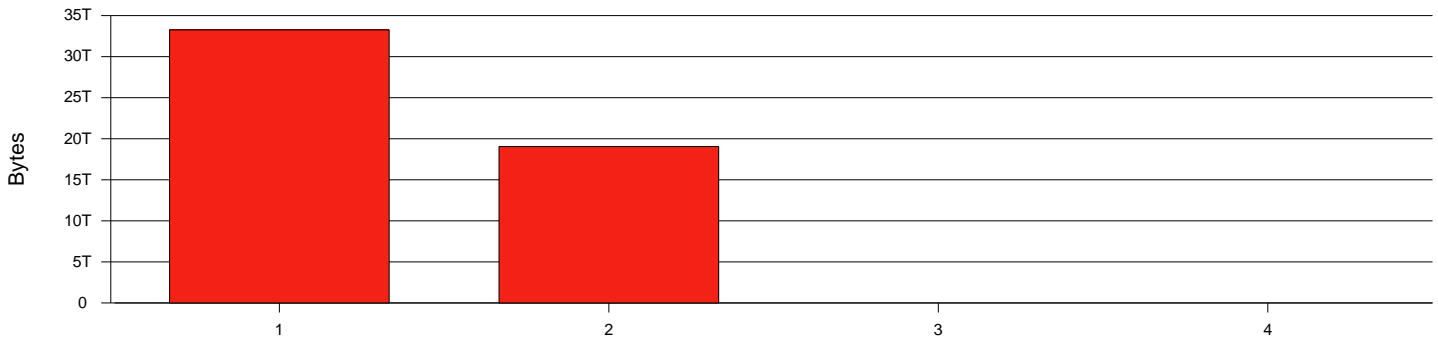
Total Network Volume by Day



Situations to Watch

Rank	Element Name	Variable	Threshold	Monthly Average		Days to (from)
			Value	Actual	Predicted	Threshold
1	hh1-SRP(Out)	Volume (Bandwidth %)	80.000	4.022	3.887	Increasing
2	hh1-SRP(In)	Volume (Bandwidth %)	80.000	2.304	2.325	Increasing
3	hh2-SRP(In)	Errors (% Frames)	5.000	0.000	0.011	Increasing
4	hh2-SRP(In)	Volume (Bandwidth %)	80.000	0.000	0.000	Decreasing
5	hh2-SRP(Out)	Volume (Bandwidth %)	80.000	0.000	0.000	Decreasing

Volume Leaders



Volume Leaders in Bytes

Rank	Prior Rank	Element Name	Speed	Volume		Bandwidth		Health Index	
				Bytes	vs Baseline	Avg	Peak	Avg	Peak
1	1	hh1-SRP(Out)	2.5 Gbs	33.3 T	41.7%	4.0%	11.0%	0.0	0.0
2	2	hh1-SRP(In)	2.5 Gbs	19.1 T	45.4%	2.3%	8.0%	0.0	0.0
3	3	hh2-SRP(Out)	2.5 Gbs	470.3 M	-90.2%	0.0%	0.0%	0.0	0.0
4	4	hh2-SRP(In)	2.5 Gbs	443.7 M	-99.9%	0.0%	0.0%	0.0	0.0

Health Index Leaders

Rank	Prior Rank	Element Name	Contributor	Health Index		Bandwidth	
				Avg	Peak	Avg	Peak
No elements with nonzero Health Indices were found							

Volume Change Leaders

Rank	Prior Rank	Element Name	Volume	
			Bytes	vs Baseline
1	3	hh2-SRP(In)	443.7 M	-99.9%
2	4	hh2-SRP(Out)	470.3 M	-90.2%
3	1	hh1-SRP(In)	19.1 T	45.4%
4	2	hh1-SRP(Out)	33.3 T	41.7%

Health Index Change Leaders

Rank	Prior Rank	Element Name	Health Index		
			Avg	Prior	Change
1	1	hh2-SRP(In)	0.00	0.02	-0.02