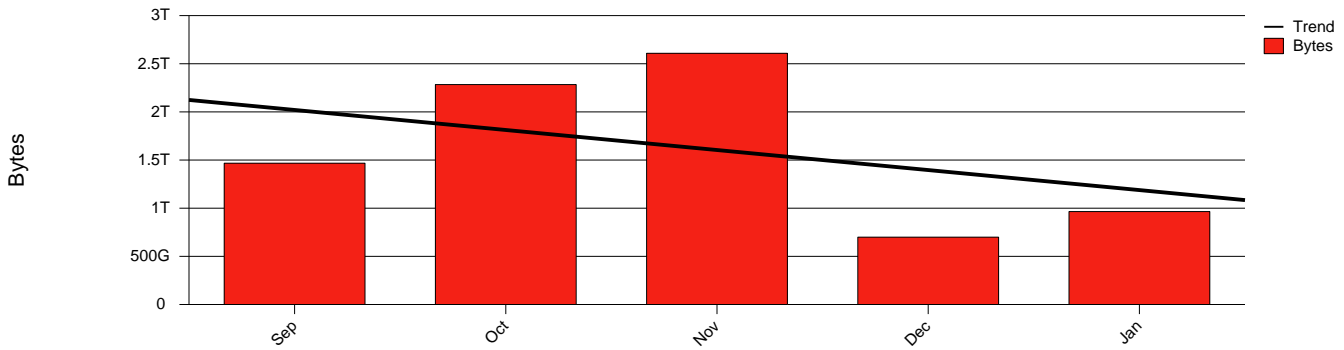
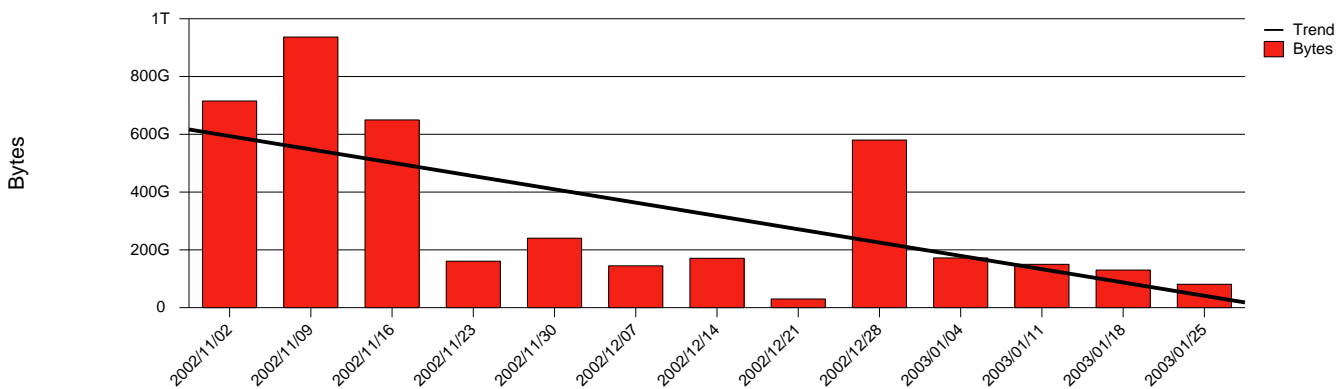


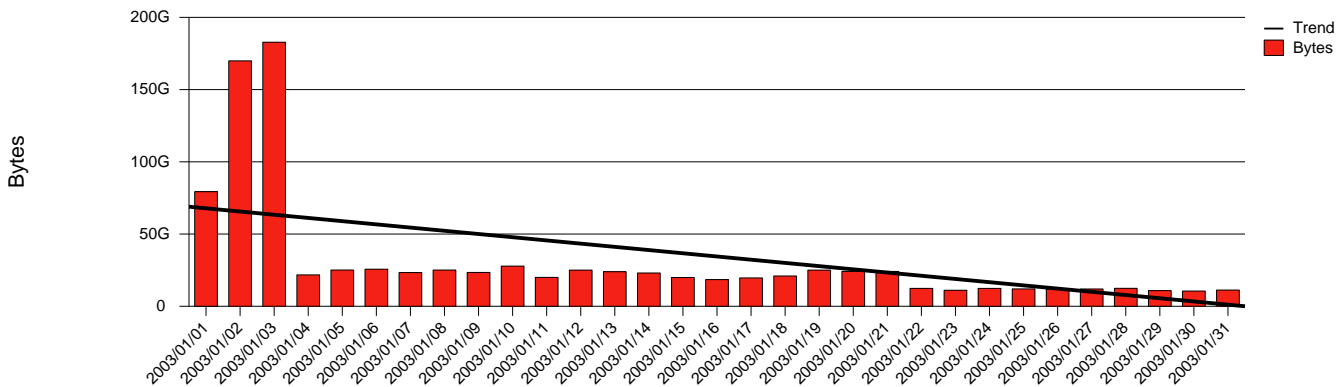
**Total Network Volume by Month**



**Total Network Volume by Week**



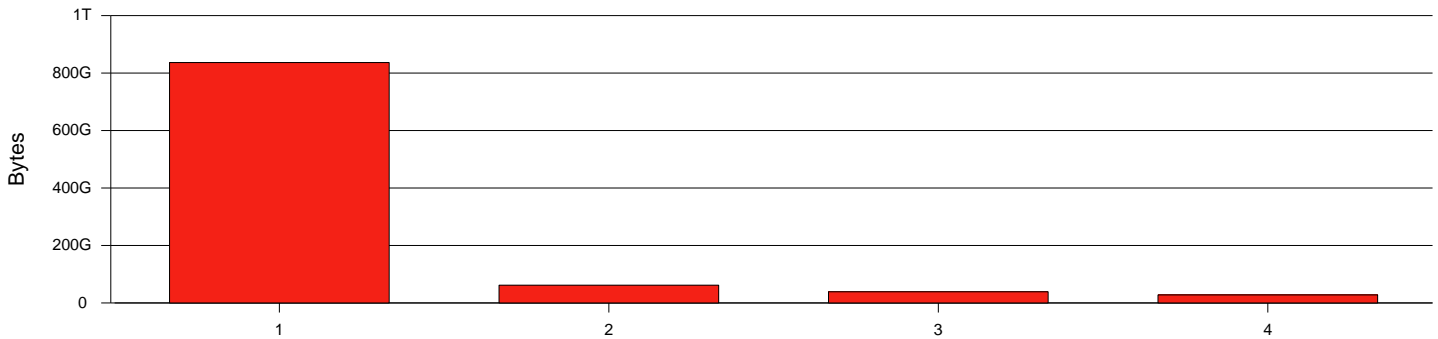
**Total Network Volume by Day**



**Situations to Watch**

Rank	Element Name	Variable	Threshold	Monthly Average		Days to (from)
			Value	Actual	Predicted	Threshold
1	gu2-SRP(In)	Volume (Bandwidth %)	80.000	0.101	0.124	Increasing
2	gu2-SRP(In)	Errors (% Frames)	5.000	0.000	0.000	Increasing
3	gu1-SRP(In)	Volume (Bandwidth %)	80.000	0.245	0.047	Decreasing
4	gu1-SRP(Out)	Volume (Bandwidth %)	80.000	0.341	0.250	Decreasing
5	gu2-SRP(Out)	Volume (Bandwidth %)	80.000	0.007	0.000	Decreasing

### Volume Leaders



### Volume Leaders in Bytes

Rank	Prior Rank	Element Name	Speed	Volume		Bandwidth		Health Index	
				Bytes	vs Baseline	Avg	Peak	Avg	Peak
1	1	gu2-SRP(In)	2.5 Gbs	836.6 G	9.2%	0.1%	4.2%	0.0	0.0
2	4	gu2-SRP(Out)	2.5 Gbs	61.8 G	-92.3%	0.0%	1.3%	0.0	0.0
3	2	gu1-SRP(Out)	2.5 Gbs	38.9 G	97.8%	0.3%	1.1%	0.0	0.0
4	3	gu1-SRP(In)	2.5 Gbs	27.9 G	47.9%	0.2%	0.9%	0.0	0.0

### Health Index Leaders

Rank	Prior Rank	Element Name	Contributor	Health Index		Bandwidth	
				Avg	Peak	Avg	Peak
No elements with nonzero Health Indices were found							

### Volume Change Leaders

Rank	Prior Rank	Element Name	Volume	
			Bytes	vs Baseline
1	2	gu1-SRP(Out)	38.9 G	97.8%
2	4	gu2-SRP(Out)	61.8 G	-92.3%
3	1	gu1-SRP(In)	27.9 G	47.9%
4	3	gu2-SRP(In)	836.6 G	9.2%

### Health Index Change Leaders

Rank	Prior Rank	Element Name	Health Index		
			Avg	Prior	Change
No elements with nonzero Health Index Change were found					