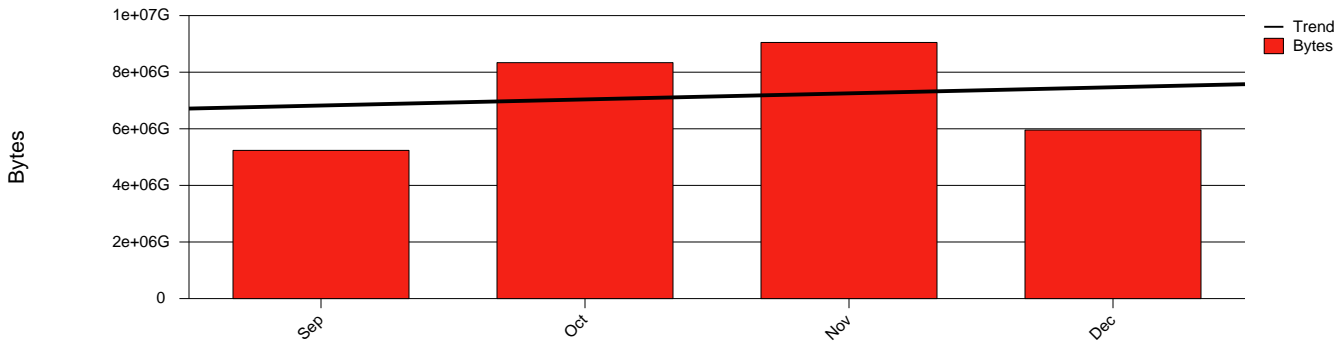


Monthly Health Report

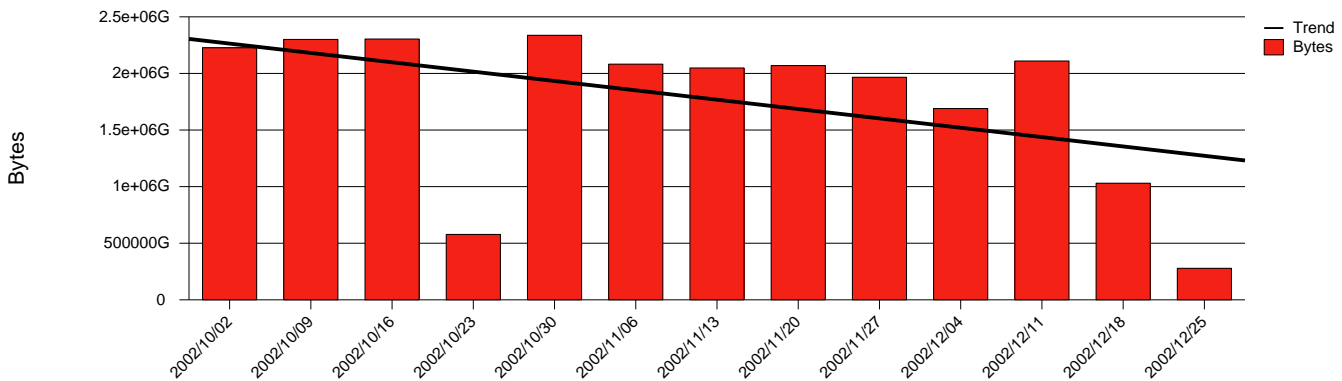
Report for 2002/12/31

LAN/WAN

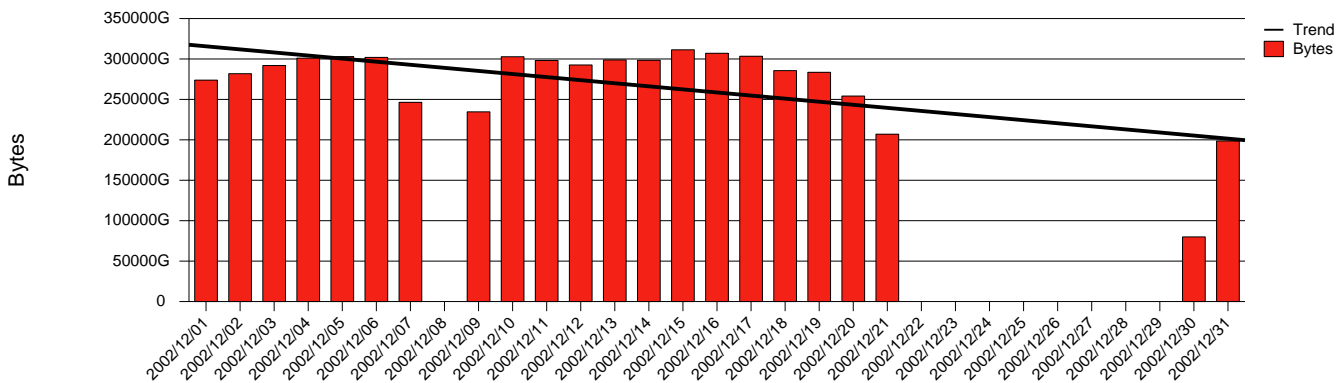
Total Network Volume by Month



Total Network Volume by Week



Total Network Volume by Day



Situations to Watch

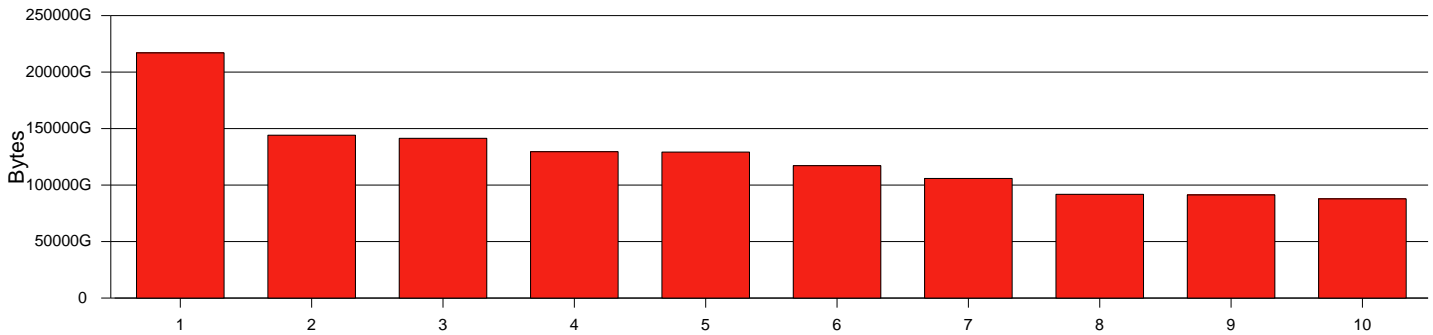
| Rank | Element Name | Variable | Threshold | Monthly Average | | Days to (from) |
|------|--|----------------------|-----------|-----------------|-----------|----------------|
| | | | Value | Actual | Predicted | Threshold |
| 1 | SUNET-SE-mah1.sunet.se-RH-SRP1/1(In) | Errors (% Frames) | 5.000 | 33.906 | 23.913 | (56) |
| 2 | SUNET-SE-mah2.sunet.se-RH-SRP1/1(In) | Errors (% Frames) | 5.000 | 28.726 | 20.166 | (53) |
| 3 | SUNET-SE-ki1.sunet.se-RH-SRP1/1(In) | Errors (% Frames) | 5.000 | 12.846 | 13.860 | (53) |
| 4 | SUNET-SE-upsala2.sunet.se-RH-POS0/0(In) | Errors (% Frames) | 5.000 | 0.000 | 4.850 | 3 |
| 5 | SUNET-SE-stockholm4.sunet.se-RH-SRP8/0(Out) | Volume (Bandwidth %) | 80.000 | 0.000 | 43.376 | 109 |
| 6 | SUNET-SE-stockholm4.sunet.se-RH-SRP4/0(In) | Errors (% Frames) | 5.000 | 0.000 | 1.886 | 152 |
| 7 | SUNET-SE-stockholm4.sunet.se-RH-POS15/0(In) | Nonunicast Rate | 100.000 | 29.498 | 31.879 | 185 |
| 8 | SUNET-SE-lulea1.sunet.se-RH-SRP4/0(In) | Errors (% Frames) | 5.000 | 1.102 | 0.762 | 419 |
| 9 | SUNET-SE-sundsvall1.sunet.se-RH-SRP4/0(Out) | Volume (Bandwidth %) | 80.000 | 9.351 | 10.877 | 557 |
| 10 | SUNET-SE-stockholm4.sunet.se-RH-POS15/0(Out) | Volume (Bandwidth %) | 80.000 | 9.340 | 9.591 | 727 |

Monthly Health Report

Report for 2002/12/31

LAN/WAN

Volume Leaders



Volume Leaders in Bytes

| Rank | Prior Rank | Element Name | Speed | Volume | | Bandwidth | | Health Index | |
|------|------------|---|----------|---------|-------------|-----------|-------|--------------|------|
| | | | | Bytes | vs Baseline | Avg | Peak | Avg | Peak |
| 1 | 1 | SUNET-SE-stockholm1.sunet.se-RH-POS6/0(Out) | 2.5 Gbs | 217.0 T | -16.3% | 38.8% | 53.7% | 0.0 | 0.0 |
| 2 | 2 | SUNET-SE-KTHNOC-2.sunet.se-RH-SRP5/0(Out) | 2.5 Gbs | 144.2 T | -6.1% | 25.7% | 43.6% | 0.0 | 0.0 |
| 3 | 5 | SUNET-SE-stockholm1.sunet.se-RH-SRP4/0(In) | 2.5 Gbs | 141.4 T | -3.9% | 25.3% | 40.5% | 0.0 | 0.0 |
| 4 | 4 | SUNET-SE-stockholm1.sunet.se-RH-POS0/0(In) | 10.0 Gbs | 129.5 T | -13.6% | 5.8% | 9.8% | 0.0 | 0.0 |
| 5 | 3 | SUNET-SE-vasteras1.sunet.se-RH-POS4/0(Out) | 10.0 Gbs | 129.2 T | -12.2% | 5.8% | 9.8% | 0.0 | 0.0 |
| 6 | 6 | SUNET-SE-KTHNOC-2.sunet.se-RH-SRP5/0(In) | 2.5 Gbs | 117.2 T | -5.8% | 20.9% | 38.9% | 0.0 | 0.0 |
| 7 | 7 | SUNET-SE-stockholm1.sunet.se-RH-SRP4/0(Out) | 2.5 Gbs | 105.9 T | -15.3% | 18.9% | 35.3% | 0.0 | 0.0 |
| 8 | 9 | SUNET-SE-gavle1.sunet.se-RH-POS0/0(Out) | 10.0 Gbs | 91.8 T | -15.9% | 4.1% | 7.0% | 0.0 | 0.0 |
| 9 | 8 | SUNET-SE-vasteras1.sunet.se-RH-POS5/0(In) | 10.0 Gbs | 91.3 T | -14.6% | 4.1% | 7.0% | 0.0 | 0.0 |
| 10 | 11 | SUNET-SE-kalmar2.sunet.se-RH-POS0/0(Out) | 10.0 Gbs | 87.8 T | -8.1% | 3.9% | 6.6% | 0.0 | 0.0 |

Health Index Leaders

| Rank | Prior Rank | Element Name | Contributor | Health Index | | Bandwidth | |
|------|------------|---|-------------|--------------|------|-----------|--------|
| | | | | Avg | Peak | Avg | Peak |
| 1 | 1 | SUNET-SE-trollhattan2.sunet.se-RH-POS0/0(In) | Errors | 8.0 | 8.0 | 0.1% | 0.8% |
| 2 | 3 | SUNET-SE-ki1.sunet.se-RH-SRP1/1(In) | Errors | 2.5 | 8.0 | 0.3% | 2.4% |
| 3 | 11 | SUNET-SE-mah2.sunet.se-RH-SRP1/1(In) | Errors | 1.8 | 8.0 | 0.0% | 0.0% |
| 4 | 8 | SUNET-SE-lulea1.sunet.se-RH-SRP4/0(In) | Errors | 0.3 | 8.0 | 0.1% | 1.0% |
| 5 | 7 | SUNET-SE-mah1.sunet.se-RH-SRP1/1(In) | Errors | 0.1 | 8.0 | 0.2% | 2.4% |
| 6 | 2 | SUNET-SE-irf1.sunet.se-RH-SRP1/1(In) | Errors | 0.1 | 8.0 | 0.1% | 0.9% |
| 7 | 17 | SUNET-SE-goteborg5.sunet.se-RH-Serial0/0(Out) | Utilization | 0.1 | 8.0 | 5.2% | 126.8% |
| 8 | 9 | SUNET-SE-hh2.sunet.se-RH-SRP1/1(In) | Errors | 0.0 | 4.0 | 0.0% | 0.0% |
| 9 | 5 | SUNET-SE-lulea2.sunet.se-RH-SRP4/0(In) | Errors | 0.0 | 8.0 | 0.0% | 0.1% |
| 10 | 365 | SUNET-SE-stockholm1.sunet.se-RH-POS6/0(In) | Errors | 0.0 | 8.0 | 14.5% | 38.3% |

Volume Change Leaders

| Rank | Prior Rank | Element Name | Volume | |
|------|------------|---|---------|-------------|
| | | | Bytes | vs Baseline |
| 1 | 282 | SUNET-SE-mdh2-vas-ea-3-gw.sunet.se-RH-SRP1 | 45.8 G | 271.4% |
| 2 | 440 | SUNET-SE-umea1.sunet.se-RH-SRP2/0(Out) | 25.3 T | 237.4% |
| 3 | 234 | SUNET-SE-ltu2.net.luth.se-RH-SRP1/1(Out) | 606.6 G | 178.0% |
| 4 | 435 | SUNET-SE-umea1.sunet.se-RH-POS0/0(In) | 31.3 T | 160.1% |
| 5 | 248 | SUNET-SE-lulea2.sunet.se-RH-POS0/0(Out) | 31.4 T | 159.7% |
| 6 | 137 | SUNET-SE-hkr2.sunet.se-RH-SRP1/1(In) | 1.4 T | 147.4% |
| 7 | 205 | SUNET-SE-kristianstad2.sunet.se-RH-SRP2/0(In) | 10.7 T | 131.3% |
| 8 | 413 | SUNET-SE-sundsvall1.sunet.se-RH-SRP4/0(In) | 1.2 T | 125.5% |
| 9 | 397 | SUNET-SE-stockholm4.sunet.se-RH-POS15/0(In) | 11.5 T | 125.4% |
| 10 | 138 | SUNET-SE-hkr2.sunet.se-RH-SRP1/1(Out) | 14.7 T | 112.1% |

Health Index Change Leaders

| Rank | Prior Rank | Element Name | Health Index | | |
|------|------------|---|--------------|-------|--------|
| | | | Avg | Prior | Change |
| 1 | 1 | SUNET-SE-irf1.sunet.se-RH-SRP1/1(In) | 0.12 | 2.01 | -1.89 |
| 2 | 10 | SUNET-SE-mah2.sunet.se-RH-SRP1/1(In) | 1.78 | 0.01 | 1.77 |
| 3 | 2 | SUNET-SE-ki1.sunet.se-RH-SRP1/1(In) | 2.53 | 1.42 | 1.11 |
| 4 | 6 | SUNET-SE-lulea1.sunet.se-RH-SRP4/0(In) | 0.35 | 0.02 | 0.33 |
| 5 | 15 | SUNET-SE-mah1.sunet.se-RH-SRP1/1(In) | 0.15 | 0.02 | 0.12 |
| 6 | 3 | SUNET-SE-upsala2.sunet.se-RH-POS0/0(In) | 0.00 | 0.07 | -0.07 |
| 7 | 17 | SUNET-SE-goteborg5.sunet.se-RH-Serial0/0(Out) | 0.05 | 0.01 | 0.05 |
| 8 | 4 | SUNET-SE-lulea2.sunet.se-RH-SRP4/0(In) | 0.01 | 0.04 | -0.03 |
| 9 | 5 | SUNET-SE-sh1.sunet.se-RH-SRP1/1(In) | 0.00 | 0.03 | -0.03 |
| 10 | 8 | SUNET-SE-ki2.sunet.se-RH-SRP1/1(In) | 0.00 | 0.01 | -0.01 |